

THE MBA TOUR CANDIDATE GUIDE

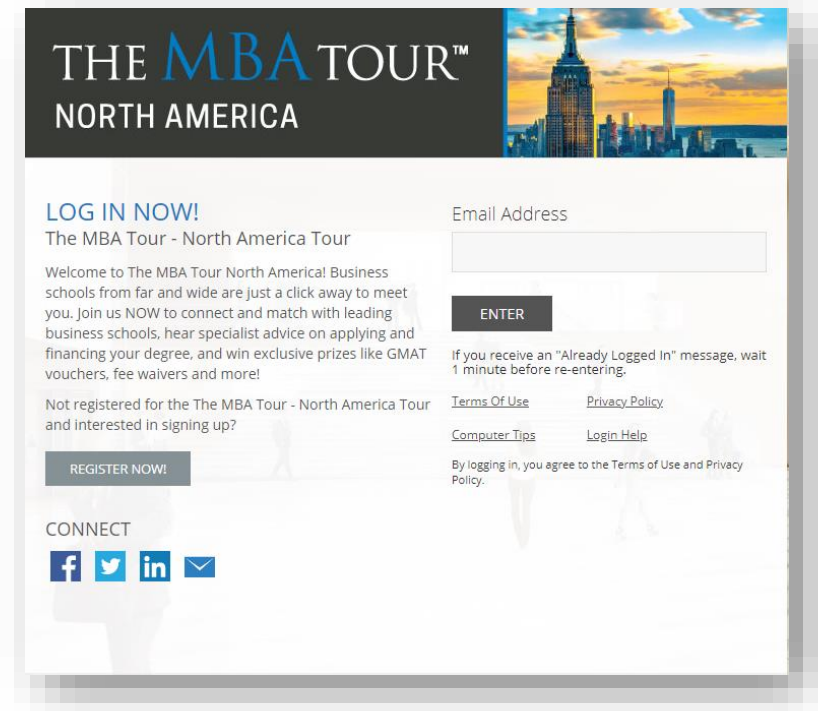
Spring Tour 2021

India – North America – Asia – Africa – Europe – Latin America



Accessing the Virtual Event Platform

- A URL to the event platform will be provided (1) hour before the event start time. You will be allowed to access the event at that time.
- You will be asked to enter the email address that you used to register for the event.
- If you have trouble logging into the event, please contact: info@thembatour.com.



The screenshot shows the login page for 'THE MBA TOUR™ NORTH AMERICA'. The header features the event title and a city skyline image. The main content area includes a 'LOG IN NOW!' section with a welcome message and a 'REGISTER NOW!' button. A login form on the right prompts for an 'Email Address' with an 'ENTER' button. Below the form are links for 'Terms Of Use', 'Privacy Policy', 'Computer Tips', and 'Login Help'. At the bottom, there is a 'CONNECT' section with social media icons for Facebook, Twitter, LinkedIn, and Email.

THE MBA TOUR™
NORTH AMERICA

LOG IN NOW!
The MBA Tour - North America Tour

Welcome to The MBA Tour North America! Business schools from far and wide are just a click away to meet you. Join us NOW to connect and match with leading business schools, hear specialist advice on applying and financing your degree, and win exclusive prizes like GMAT vouchers, fee waivers and more!

Not registered for the The MBA Tour - North America Tour and interested in signing up?

REGISTER NOW!

CONNECT
f t in ✉

Email Address

ENTER


If you receive an "Already Logged In" message, wait 1 minute before re-entering.

[Terms Of Use](#) [Privacy Policy](#)
[Computer Tips](#) [Login Help](#)

By logging in, you agree to the Terms of Use and Privacy Policy.

Your Profile Page

Upon logging into the event, go to the **My Profile** tab located under the Lobby dropdown menu.

A screenshot of the 'My Profile' page. On the left, there is a silhouette icon for a profile picture. To its right is a form titled 'Personal Info' with the following fields: Name, Company, Job Title, Phone, Email, Address, City, State/Prov, Country, and Postal Code. Below these fields are dropdown menus for 'Language' (set to 'English (United States)') and 'Time Zone' (set to 'Default - Central Time'). There are also checkboxes for 'Auto-Forward Mail' and 'Auto-Forward iCards'. At the bottom of the form is a 'Save Changes' button. On the right side of the page, there are links for 'My Achievements (2)' and 'My Connections (0)'.

- Update your name, company, and job title, as needed.



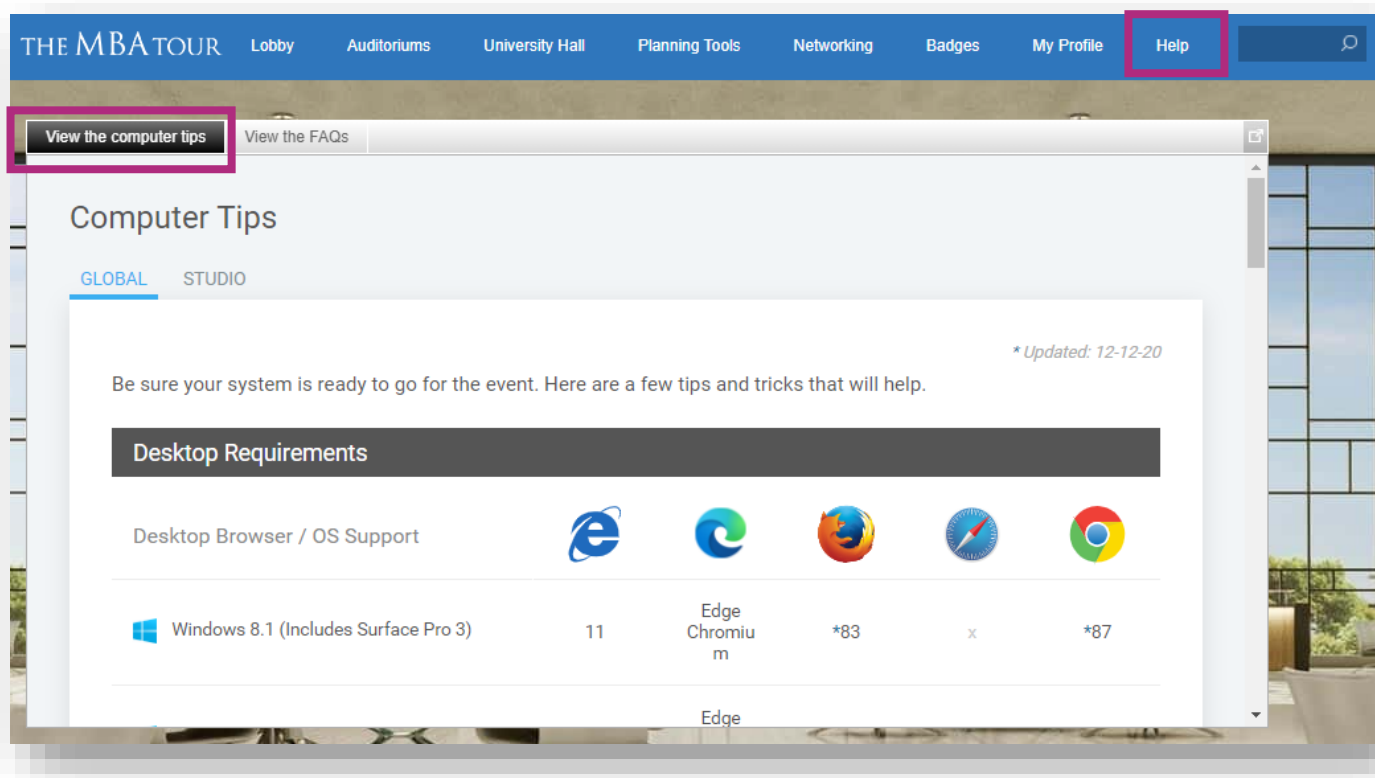
- Upload a headshot to help identify yourself when networking with school representatives and other attendees.
- You will have the opportunity to message school reps and other attendees as you visit the universities' booths and the networking lounge. You will be able to locate your direct messages here.



- This is where you can retrieve documents that you have saved from presentations, planning tools, and virtual booths.

Help Desk / Search Bar

- If you are experiencing technical issues, please refer to the **Computer Tips** tab for troubleshooting solutions.
- If you need further assistance, or have a question regarding the event, ask our Candidate Support rep in the **Candidate Help Chat**.



Looking for a particular program or university? Use the **Search** bar to locate more information in the platform.

Connecting with Universities

You will have multiple opportunities to connect with the participating universities today:

- **MBA Talk Presentations**
- **MeetUps**
- **Resume Review Clinics**
- **Visiting Virtual Booths**

Review the **event schedule** under the **Lobby** tab to see the times and locations of the event activities.

Event Schedule – United States – November 17, 2020		
6:00pm-6:20pm	How to Think About Your Career: Featuring Keith Bevans, Partner, Bain & Company	Auditorium
6:00pm-9:30pm	Live Chat with Admission Directors, Alumni and Current Students	University Hall & Networking Lounge
6:00pm-9:30pm	Resume Reviews, Flash Consultations & Giveaways	Advisor Hall
6:30pm-8:30pm	Small Group Virtual Meetings with University Representatives	MeetUps
6:30pm-6:55pm	American University Presents - The Advantages of Doing Your Graduate Business Degree in Washington, DC	Auditorium
7:00pm-7:25pm	Rice University Presents - Benefits of Attending Rice Business in the COVID Environment	Auditorium
7:00pm-7:25pm	Johns Hopkins University Presents - Which Degree is Right for Me? A Look at Carey Business School's MBA, MBA dual degree, & MS options	Auditorium

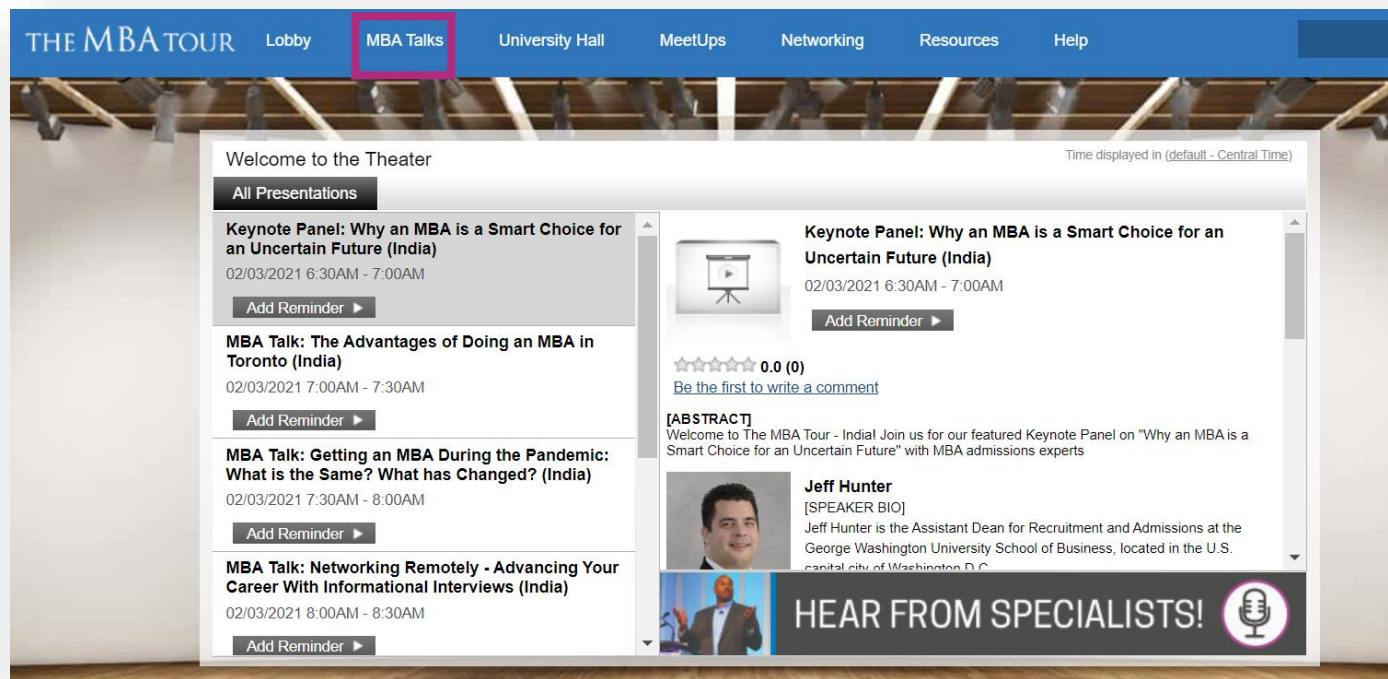
Don't have a MeetUp scheduled?
Go to MeetUps and get matched
with a School

THE MBA TOUR
Your future begins here

Graduate
Management
Admission
Council™

Keynote and MBA Talk Presentations

Head to the **MBA Talks** tab to view live fireside chats, panels, mock classes, presentations hosted by university admissions reps, alumni, faculty, and current students.

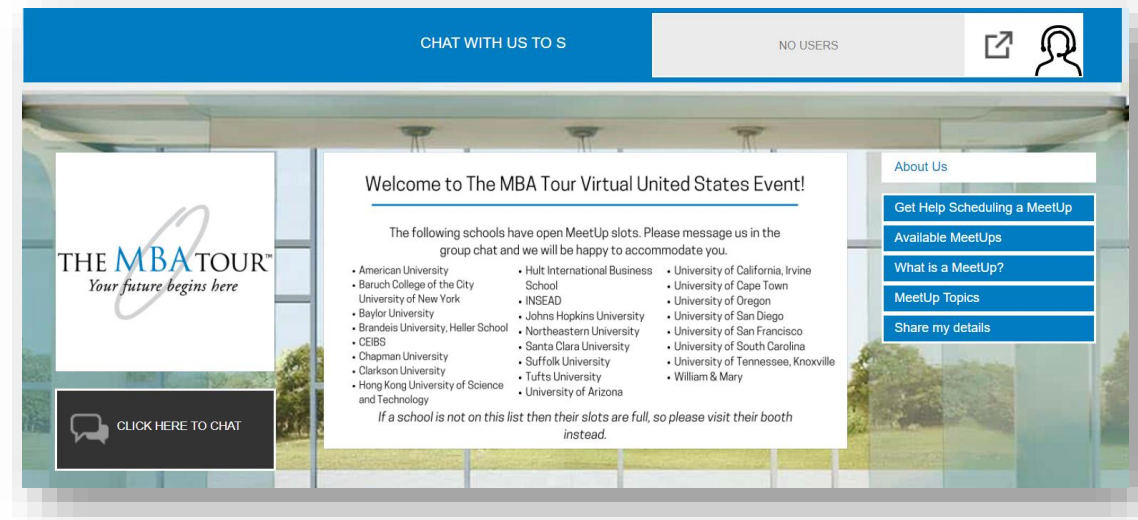


- Ask the speakers questions in real time using the chat box function.
- Past presentations will be available up to 12 hours after the event. Click "Watch On-Demand" to view at your leisure.

MeetUps

MeetUps are small group video calls with the university reps that take place during the event. Leading up to the event, you should have received invitations to confirm your MeetUps. Each session will be 25 minutes, and you will need to sign-up in advance to attend.

- To find your **MeetUp schedule**, go to the **Join MeetUps** tab under **Meetups**.
- In your schedule, a Zoom meeting link will appear before each session begins.
- If you haven't scheduled a MeetUp in advance of the event, go to **Schedule a MeetUp** under the **MeetUp** tab, and The MBA Tour rep can assist with scheduling for you.
- When you schedule a MeetUp on-site, you will receive a calendar request with the zoom link.
- For further FAQs and Best Practices, check out **our website**.



Graduate
Management
Admission
Council™

Resume Review Clinics

You will have the opportunity to schedule a 10-minute, one-on-one session with a university representative to review your resume.

- You can schedule a session on-site by going to **Resume Review Clinic** under the **University Hall** tab. Meetings will be available in order of arrival.
- Once you confirm your meeting time, via the online scheduler, you will receive a confirmation email and calendar request. The confirmation will include the email address of where to send your resume.



THE MBA TOUR
Your future begins here

Select a Date & Time

February 2021

SUN	MON	TUE	WED	THU	FRI	SAT
	1	2	3	4	5	6
7	8	9	10	11	12	13
14	15	16	17	18	19	20
21	22	23	24	25	26	27
28						

10 min

Please click on today's date to see the available Resume Review timeslots.

Once you select a timeslot, a calendar request will be emailed to you with the zoom link to the meeting. You will receive a confirmation email with the email address to send your resume.

If you have any questions, we would be happy to assist at the MBA Tour booth. Thank you!


Troubleshoot



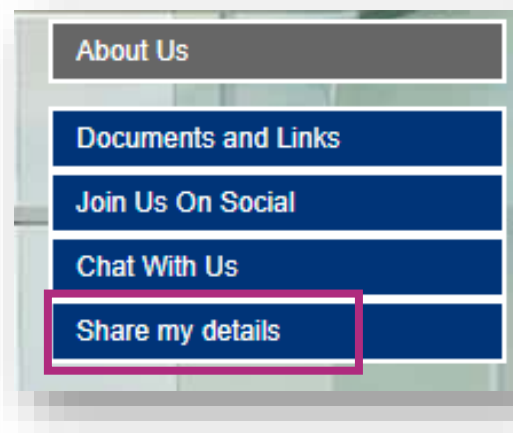
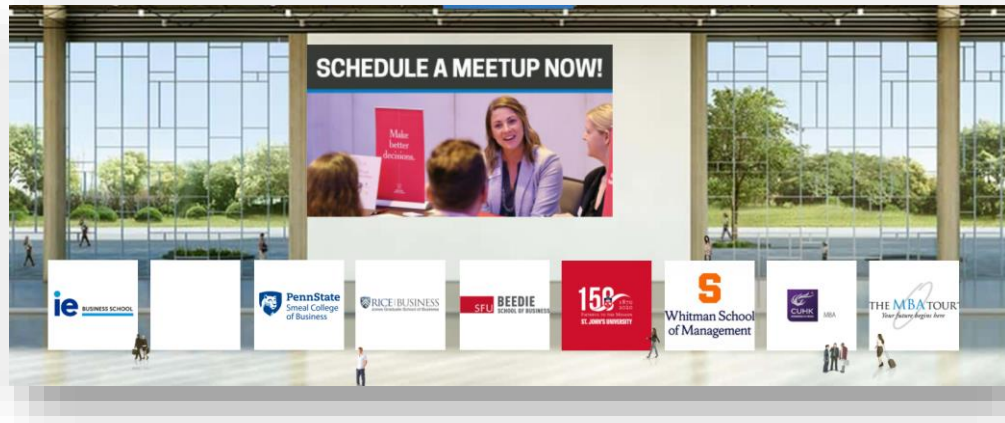
Graduate
Management
Admission
Council™

University Booths

Each school participating in the event has a virtual booth located in **University Hall**. Click on the school logo to enter the booth.

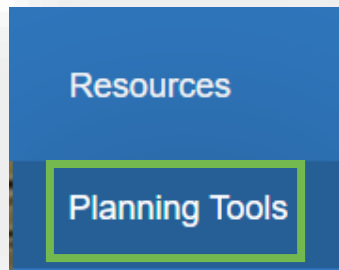


In the booth, you can download resources and chat live with the university representatives. Click the **Share my details** tab to send your contact information to the school and show your interest in post-event communications.

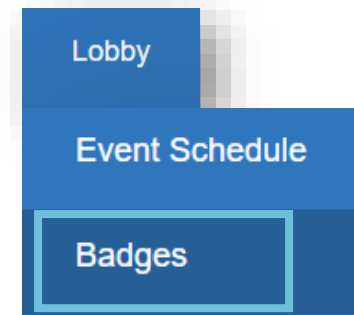


Event Extras

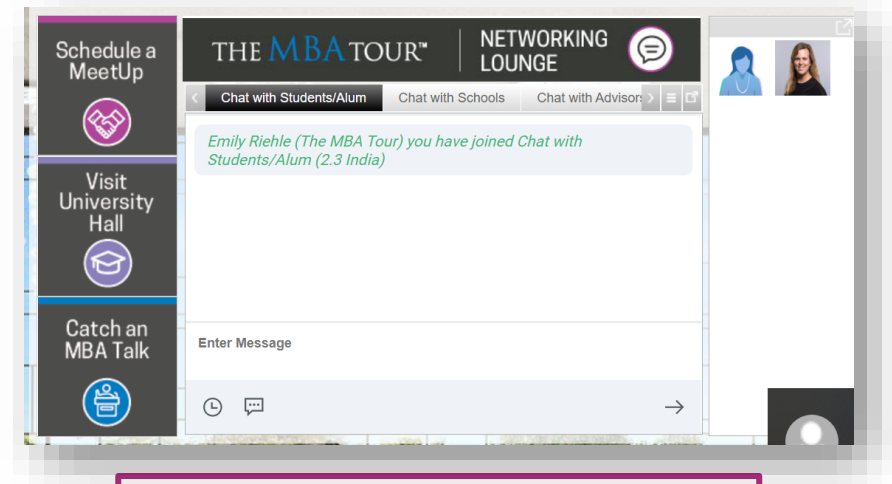
Check out these additional event areas to optimize your event experience:



For MBA research tips and advice, check out the **Planning Tools** tab!



Earn **badges** throughout the event to win prizes!



Chat with other attendees in the **Networking** lounge!



Graduate
Management
Admission
Council™

Thanks for your participation. Best of luck on your MBA journey!

